



CRYSTAL MOUNTAIN MHC

— ENUMCLAW, WA —

2047 ROOSEVELT AVENUE EAST
ENUMCLAW, WA 98022


(253) 312-0813

WWW.CRYSTMOUNTAINMHC.COM



 SINGLE-SECTION HOMES

 MULTI-SECTION HOMES

 LOT SIZE IS NOT TO SCALE; AS A RESULT OF SEVERE GRADE CHANGE THERE IS MINIMAL USABLE SPACE

 OFFICE

 MAILBOX AREA


 COMMUNITY GARDEN

 PICKLEBALL COURT


 BOCCIE BALL

 DOG PARK


 HORSESHOES

 RV & BOAT STORAGE

 PICNIC SHELTER

 PHASE 1

 PHASE 2

 PHASE 3

SR410 / ROOSEVELT AVENUE

ENTRANCE